



Community Snapshot Erie and Niagara Counties, NY

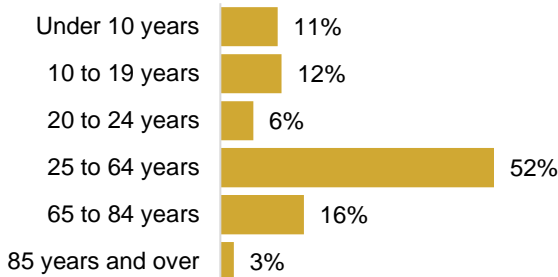


The Tower Foundation funds community organizations in Erie and Niagara counties in the fields of substance use disorders, mental health, learning disabilities, and intellectual disabilities. This summary provides demographic information for Erie and Niagara counties.

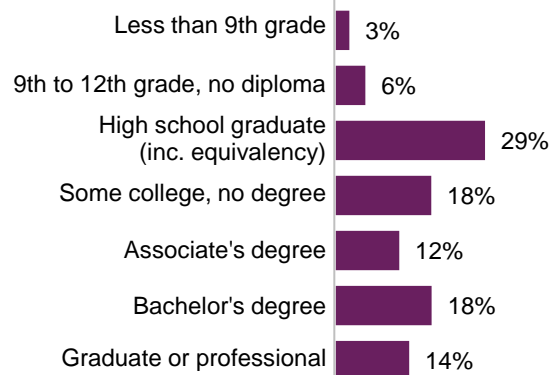
Demographics

Total population	1,127,983	Households	478,104
Median age (years)	41.8	Households with individuals younger than 18	125,087
Median Income	\$56,822	Households with individuals 65+	145,826

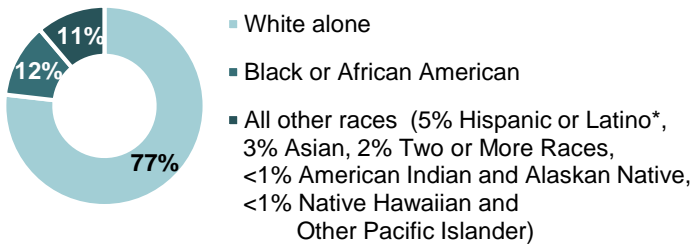
Age*



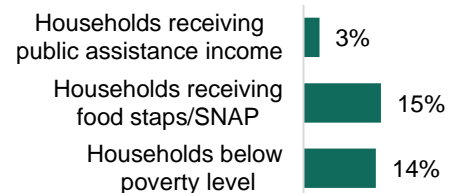
Educational attainment – Age 25+



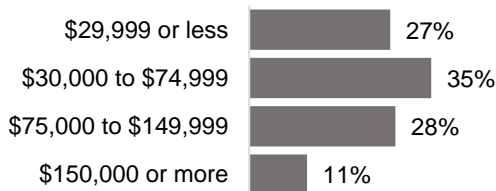
Race*



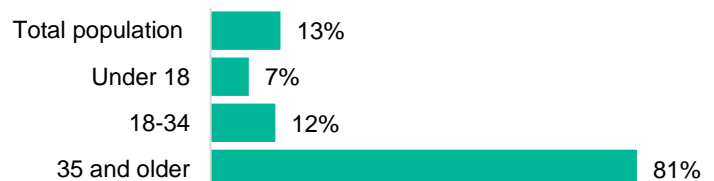
Poverty and economic assistance



Household income



Disability - 13% of the population has a disability



*U.S. Census Bureau, 2019 Population Estimates <https://www.census.gov/programs-surveys/popest.html>; all others U.S. Census Bureau, 2015-2019 American Community Survey 5-year estimates <https://data.census.gov/cedsci/>