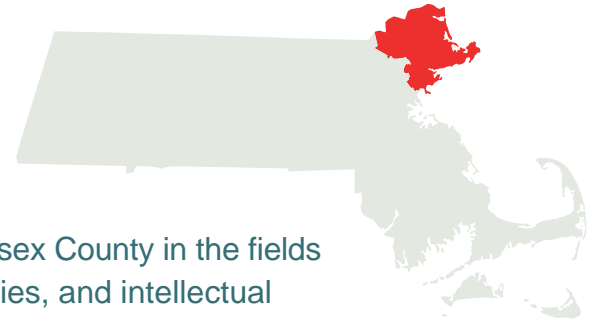




Community Snapshot Essex County, MA

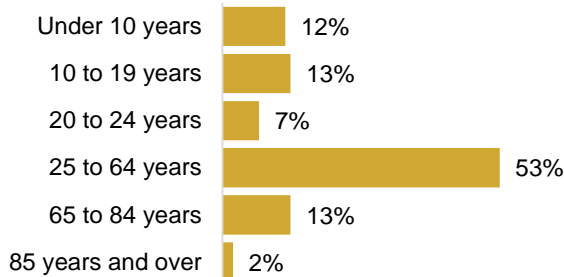


The Tower Foundation funds community organizations in Essex County in the fields of substance use disorders, mental health, learning disabilities, and intellectual disabilities. This summary provides demographic information for Essex County.

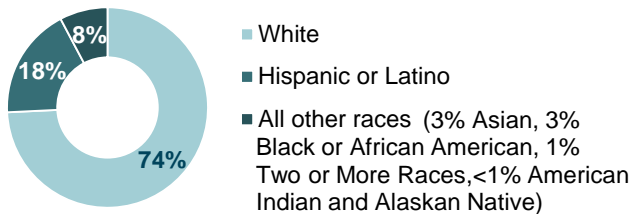
Demographics

Total population	762,550	Households	286,008
Median age (years)	40.8	Households with individuals younger than 18	94,518
Median Income	\$67,235	Households with individuals 65+	77,845

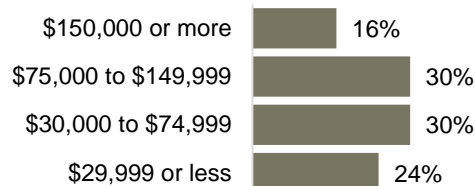
Age*



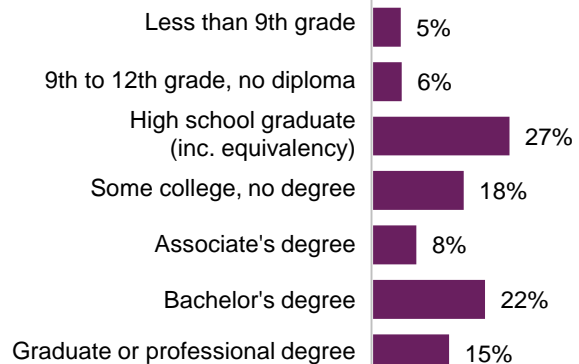
Race*



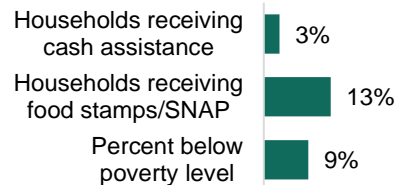
Household income



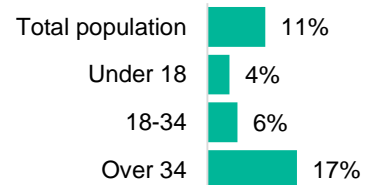
Educational attainment – Age 25+



Poverty and economic assistance



Disability - 11% of the population has a disability



*U.S. Census Bureau, 2013 Population Estimates <http://factfinder.census.gov/>; all others U.S. Census Bureau, 2009-2013 American Community Survey 5-year sample